

# Kabinart™

ALL WOOD CABINETRY





Welcome to Kabinart.

Our company was founded in 1963, based on the core beliefs of building strong personal relationships and creating exceptional quality and value in every product we make.

We've consciously chosen to forgo national home center business and high profile marketing, in favor of investing in the best possible product value, delivered in under four weeks and backed by local, independently owned businesses you can count on to guide you through a successful new kitchen project.

Today, supported by more than 200 highly skilled men and women, we've grown to a 170,000 square foot facility in Nashville, Tennessee. I'm proud to be joined by my daughter, Carter, two generations committed to the company's original core values.

We invite you to discover the exceptional value of Kabinart . . . all wood construction, quality details, a wide range of specialty finishes, a variety of interior convenience features and the personal attention of your local kitchen specialist.

Thank you for your interest in our company.

A handwritten signature in black ink that reads "Shade".

Shade Murray, Jr.



# cherry



Bradford Arts & Crafts Beacon Hill Manor House



Williamsburg Cherry Hill Providence Newcastle

Honeywood	
Honeywood Pewter	
Honeywood Mocha	
Honeywood Coffee	
Toffee	
Toffee Pewter	
Toffee Coffee	
Sable	
Sable Pewter	
Sable Coffee	
Cinnamon	

*A long time favorite for its rich color, cherry evokes the luxurious look of fine furniture. Renowned for strength and timeless elegance, cherry deepens in tones over the years, like a family heirloom remaining beautiful and impressive.*

providence | newcastle



Select cherry face frames and full overlay, solid cherry doors, with a square raised panel design. Newcastle wall cabinets feature a soft arch door style.

Honeywood finish with Coffee glaze (above). Sable finish with a Coffee glaze (left).

Aged Ebony Lancaster maple cooking center and open display shelving (left).

Full 3" door rails and stiles create a substantial presence typically only found in custom cabinetry (A).

Contrasting cooking center with decorative wood hood and chimney creates a focal point with Aged Ebony rubbed through finish (B).

36" high wall cabinet with Mullion doors is installed on the ground, creating an elegant china cabinet and a useful raised countertop area (C).



A



B



C



## bradford

Select cherry face frames and full overlay, solid cherry doors, with a square raised panel design.

Honeywood finish with Coffee glaze (left and above).

Cooking center focal point features Fairfield Maple in Honey Coffee.

Roll-up tambour door conceals small appliances, while keeping them within easy reach (A).

Detailed molding add a formal decorative touch (B).

Fluted extensions add character and soften sharp corners (C).

## williamsburg | cherry hill

Select cherry face frames and full overlay, solid cherry doors, with a square raised panel design. Cherry Hill wall cabinets feature a soft arch door style.

Cinnamon finish (below). Honeywood finish (right).

Base end cabinet with storage accessibility from three sides makes a nice transition to the living area (A).

A raised countertop, even in a small space, creates an ideal spot for quick meals or conversations while cooking (B).

Fluted extensions add character and soften sharp corners (C).





## manor house



Solid cherry face frames and select cherry veneer doors, with a square raised panel design.

Honeywood finish with coffee glaze (left and above).

Built-in cabinet places the microwave at ideal height (A).

Matching corbels support the raised countertop eating area (B).

A raised panel arched valance adds a distinctive craftsman's touch (C).



A

## arts & crafts

Select cherry face frames and full overlay cherry doors, with a recessed center panel.

Honeywood finish (left and above).



B

Cut for glass door frames are designed to accept the decorative glass treatment of your choice (A).

Easy reach with solid wood, fully adjustable sliding shelves (B).

Installed at a unique ten degree angle, a standard base cabinet creates an unusual focal point and extra counter space (C).



C

## beacon hill

Solid cherry face frames and select cherry veneer doors, with a square recessed panel design.

Toffee finish (right and below).

Taking advantage of space created by bumping out the sink cabinet, open shelving, with matching finish interior is an elegant option for a sink area with no window (A).

Mullion doors add a formal touch (B).

Carved corner posts, combined with a beaded side panel create a distinctive look for this island (C).



A



B




C



# maple



*The fine texture and uniform grain of maple create an eye-catching appearance, whether the style is traditional or contemporary. Time will only enhance its natural beauty and luster.*





lancaster | covington



A



B



C

Select northern hard maple face frames and full overlay solid maple doors, with a square raised panel design. Covington wall cabinets feature a soft arch door style.

Ivory finish with Coffee glaze (left). Cider finish with Coffee glaze (island left).

Aged Ebony Lancaster cooking center featured in a Newcastle cherry kitchen (above).


Fluted fillers with beaded rosettes and backboard create a distinctive decorative wall cabinet (A).

Full 3" door rails and stiles create a substantial presence typically only found in custom cabinetry (B).

Contrasting cooking center creates a focal point with Aged Ebony rubbed through finish (C).



A



B



C

## fairfield

Select northern hard maple face frames and full overlay solid maple doors, with a square raised panel design.

Honeywood finish with Vanilla glaze (left and above).

Wall cabinets, stacked on top of convenient spice drawers add a custom furniture touch (A).

A raised panel arched valance adds a distinctive craftsman's touch (B).

Fluted extensions add character and create additional counter space (C).

## madison | springfield

Select northern hard maple face frames and maple veneer doors, with a square raised panel design. Springfield wall cabinets feature a soft arch door style.

Ivory finish with Coffee glaze (right and below).

Cider finish with Coffee glaze (right).

Dual height, contrasting finish island creates an interesting visual counterpoint (A).

A fluted filler with rosettes adds a touch of refinement to a tall oven cabinet (B).

Detailed molding add a formal decorative touch (C).





## arts & crafts



A



B



C

Select northern hard maple face frames and full overlay maple doors, with a recessed center panel.

Natural finish (left), Honeywood finish (above).

Prairie mullion doors add an authentic accent to the Arts & Crafts style (A).

Microwave cabinet places the unit at eye-level for easy accessibility (B).

A matching decorative wood hood accents the cooking center (C).

## sherwood | kingston

Select northern hard maple face frames and maple doors, with a square recessed panel design. Kingston wall cabinets feature a soft arch door style.

Ivory finish with Coffee glaze (right and below).

Full-depth side panels and a 24" deep wall cabinet create a built-in appearance for this refrigerator (A).

Staggered height wall cabinets create visual interest in a fresh way (B).

Roll-up tambour door conceals small appliances, while keeping them within easy reach (C).





*oak*



Hermitage

Mt. Vernon

Valley

Natural	
Honeywood	
Golden	
Chestnut	
Sable	

*The sturdy oak, a universal symbol of strength and endurance, graced the earliest kitchens and remains a popular choice. With ageless character and charm, the distinctive, straight grain creates a warm, welcoming kitchen.*



## hermitage | mt. vernon

Solid oak face frames and classic raised panel doors in solid oak.

Golden finish (above). Honeywood finish (below).

Vintage plate racks add a touch of nostalgic flair, while enhancing convenience (A).

A diagonal filler and side panel add counter space and allow for easy cleaning behind the sink area (B).



## valley

Solid oak face frames and oak doors with square recessed panels of select oak veneer.

Honeywood finish (above). Chestnut finish (left).

Solid wood, fully adjustable sliding shelves, make everything easy to see and reach (A).

White



Alpine

Sierra

# white

Nothing says clean and bright like cheery white. From gleaming Thermafoil doors to crisp interiors, our white cabinetry is easy-to-clean, light and airy, but also rugged, resisting stains and scratches.





## alpine | sierra

Select hard maple face frames and full overlay Thermafoil doors with a square raised panel design. Sierra wall cabinets feature a soft arch door style.

Base end cabinet with storage accessibility from three sides makes a nice transition to the living area (A).



# ideas & inspiration



Microwave cabinet places the unit at eye-level for easy accessibility (A)

Solid wood, fully adjustable sliding shelves, make everything easy to see and reach (B-C)

High capacity super susan with independently turning shelves offers easy access convenience (D)

Tilt-out trays store cleaning supplies out of sight but within easy reach (E)

Waste basket insert places waste disposal within easy reach but out of sight when not in use (F)

Roll-up tambour door conceals small appliances, while keeping them within easy reach (G)

Diagonal fillers add counter space and allow for easy cleaning behind sinks and cooktops (H)

Fluted extensions add character and soften sharp corners (I)

Base end cabinet with storage accessibility from three sides makes a nice transition to the living area (J)

Carved corner posts, combined with a beaded side panel create distinctive finished cabinet ends (K)

A 12" deep, 42" high wall cabinet with mullion doors serves as a focal point display case, while helping to create a multi-tiered island (L)

Wall cabinets with mullion doors, stacked on top of convenient spice drawers create a custom furniture look (M)

Cut for glass door frames are designed to accept the decorative glass treatment of your choice (N)

Stacked and staggered glass door cabinets create visual interest and unique display case areas (O)

Open shelving, with matching finish interior, creates rich display areas for everything from cookbooks to collectibles (P)

A built-in wine center includes easy access display storage for bottles and stemware (Q)

Built-in cabinet places the microwave at an ideal height, while allowing for a finely detailed display case above (R)

Vintage plate racks add a touch of nostalgic flair, while enhancing convenience (S)

A raised panel arched valance adds a distinctive craftsman's touch (T)

Full-depth side panels and a 24" deep wall cabinet create a built-in appearance for this refrigerator (U)

Matching decorative wood hoods elegantly accent the cooking center (V,W,X)

# finishes, paints & glazes

## cherry



Honeywood      Honeywood Pewter      Honeywood Mocha



Honeywood Coffee      Toffee      Toffee Pewter



Toffee Coffee      Sable      Sable Pewter



Sable Coffee      Cinnamon

## maple



Natural      Natural Mocha      Natural Coffee



Glacial      Honeywood      Honeywood Vanilla



Honeywood Pewter      Honeywood Mocha      Honeywood Coffee



Cider      Cider Vanilla      Cider Pewter



Cider Coffee      Sable      Sable Vanilla



Sable Pewter      Sable Coffee      Starlite



Starlite Pewter      Starlite Mocha      Starlite Coffee



Ivory      Ivory Pewter      Ivory Mocha

## oak



Natural      Honeywood      Golden



Chestnut      Sable

## white



White



Ivory Coffee      Aged Ebony

## MULTI-STEP FINISHES

We specialize in a broad range of classic finishes, painted finishes and glazes. Our multi-step, finish process uses penetrating stains, hand-sanded sealer, and protective catalyzed top coat to produce a premium finished surface, hard and long-lasting.

## PAINTED FINISHES

- 1 Hardwoods used in the manufacture of Kabinart's doors, drawer fronts, and face frames are selected from the finest oak, maple, and cherry available.
  - 2 Parts are sanded with a four-step process to provide a consistently smooth surface absent of any cross grain sanding.
  - 3 Each part is thoroughly cleaned of all dust particles and inspected prior to the start of the finish application.
  - 4 The first coat of custom-formulated vinyl primer is applied under high pressure to seal the open grain of the wood.
  - 5 Parts are air-dried in preparation for the second primer coat.
  - 6 A second custom formulated vinyl primer coat is applied to deepen color and ensure complete coverage.
  - 7 Following the second primer coat, parts are oven-dried to begin the hardened, baked-on process of the specialty painted finish.
  - 8 Surfaces are hand-sanded with extra fine sandpaper, wiped clean of dust particles, and inspected for quality.
  - 9 A third coat of specially formulated pigmented enamel is pressure-applied to complete the color application phase of the premium finish process.
  - 10 A coat of durable catalyzed sealer is applied to all surfaces under high pressure.
  - 11 Parts are oven-cured to activate catalyst, providing a durable baked-on finish.
  - 12 Surfaces are again hand-sanded, cleaned, and inspected prior to the final finish coat.
  - 13 The final catalyzed topcoat is applied to all surfaces and receives its final trip through the ovens to complete the strong, hardened, premium, catalyzed finish.
  - 14 Parts receive their final inspection and are hand-polished prior to completion of cabinet assembly.
- Kabinart offers glazing on all painted finishes except Aged Ebony. Please refer to the Specialty Glazed Finish section, step thirteen through twenty, to follow the steps of Kabinart's proprietary glazing process.

## Painted Finishes



## GLAZED FINISHES


- 1 Hardwoods used in the manufacture of Kabinart's doors, drawer fronts, and face frames are selected from the finest oak, maple, and cherry available.
- 2 Parts are sanded with a four-step process to provide a consistently smooth surface absent of any cross grain sanding.
- 3 Each part is thoroughly cleaned of all dust particles and inspected prior to the start of the finish application.
- 4 The first coat of custom-formulated stain is applied to tone and balance color and grain.
- 5 A second custom-formulated stain coat is immediately applied to deepen color and ensure complete coverage.
- 6 Following the second stain coat, parts are hand rubbed to bring out the beauty of the hardwood.
- 7 Parts are air-dried and inspected for correct color.
- 8 A first coat of durable catalyzed sealer is applied to all surfaces.
- 9 Parts are oven-cured to activate catalyst, providing a durable baked-on finish.
- 10 Surfaces are hand-sanded with extra-fine sandpaper, wiped clean of dust particles, and inspected for quality.
- 11 The first catalyzed topcoat is applied to all surfaces.
- 12 Parts are again oven-cured to activate the hardening properties of the catalyzed finish.
- 13 An even coat of glaze is hand applied to the entire surface of the part.
- 14 Using a special proprietary process unique to Kabinart, the glaze is partially removed, leaving behind a thin transparent glaze coat over the door, slightly tinting the entire surface. Heavier glazing remains in all ornamental turnings and grooves to give the part the desired specialty glazed finish.
- 15 The glazed parts are allowed to air-dry for a minimum of twelve hours.
- 16 The parts are again cleaned to remove any microscopic dust particles and a final catalyzed sealer is applied to all surfaces.
- 17 A third trip through the oven again activates the necessary chemical change in the catalyzed material.
- 18 Parts are again sanded, wiped, and inspected prior to receiving the final topcoat.
- 19 The final catalyzed topcoat is applied to all surfaces and receives its final trip through the ovens to complete the strong, hardened, premium catalyzed finish.
- 20 Parts receive their final inspection and are hand-polished prior to completion of cabinet assembly.

## Glazed Finishes



## All Wood Box Construction

When we say "all wood box construction" we mean everything. From face frames, cabinet sides and backs, to toe kicks and hanging rails, you won't find any particle board in our cabinets.



## Premium Quality Hardware

We feature the hidden beauty of European concealed hinges on all door styles. These 6-way adjustable hinges carry a lifetime warranty – extra value at no extra cost.



## Dovetail Drawers

Our premium drawer boxes are full depth, assembled with solid wood sides using quality dovetailed joints at each corner, a mark of fine crafted furniture for hundreds of years.

Self-closing, epoxy-coated, undermount drawer glides, rated at 100 lbs., provide smooth, silent operation and have a lifetime replacement warranty.



## Adjustable Shelves

Shelves are 3/4" thick plywood for improved strength and are adjustable in both base and wall cabinets, providing maximum use of available storage.



## 10-Year Warranty

Ask your dealer for details.

# specifications

## 1 Face Frames

1-3/4" x 3/4" kiln-dried white oak, maple and cherry wood.

## 2 Cabinet Sides

3/8" laminated plywood.

## 3 Cabinet Tops & Bottoms

3/8" laminated plywood.

## 4 Hanging Rail

Walls – 4" x 3/8" plywood concealed hanging rail.  
Bases – 2-1/2" x 1 1/16" solid wood hanging rail.

## 5 Cabinet Backs

5/32" plywood dadoed into end panel.

## 6 Shelves

3/4" laminated plywood shelf, adjustable in both walls and bases.

## 7 Drawer Box

**SIGNATURE SERIES** – 5/8" solid wood, furniture dovetailed drawer with plywood bottom dadoed into sides. Double-captive undermount epoxy-coated drawer guide rated at 100 lbs. Soft close Blumotion™ drawer guide available as an upgrade.

**CLASSIC SERIES** – 1/2" plywood, four sided with plywood bottom dadoed into sides. Double-captive undermount epoxy-coated drawer guide rated at 100 lbs.

## 8 Hinges

Concealed cup hinge with 6-way adjustments.

## 9 Finish

Multi-step catalyzed furniture finish applied to all wood doors and cabinet frames; Kabinex™ natural maple laminate interior.

## 10 Wood Veneer Fin. Ends

All Classic and Signature series cabinets may be ordered with wood veneer finished ends.





**Kabinart™**

ALL WOOD CABINETRY

Manufactured by United Cabinet Corporation  
Nashville, Tennessee

[www.kabinart.net](http://www.kabinart.net)

©2007 Kabinart  
All Rights Reserved

Ink colors in this brochure are reproduced as close as possible to the actual color, however, slight variations may occur.